

RID Squad Coordinator's Report November 2014 – January 2015

During this period of time some staff had annual leave for short periods and investigators prioritised jobs to ensure that urgent issues were addressed and council/customer enquiries were actioned.

Some signage (new Re-branding) has been installed (photograph below depicts signage installed by Holroyd Council), and investigators are placing corflute signs in appropriate locations.

Blacktown City Council has formally requested to Joining the Western Sydney Regional Illegal Dumping Squad and this item has been placed on the agenda for discussion.

Several jobs remain outstanding with investigations continuing and it is anticipated that a number of PINS will be issued in the coming months.



Operational Statistics (Summary)

The following results have been achieved by operational staff in the financial year to date.

- **1277** Illegal dumping incidents were investigated
- **237** Investigations not yet finalised
- **87** Penalty Notices issued with a value of **\$86,980**
- **14** Clean Up Notices issued

A breakdown of how the investigations commenced were identified is as follows:

- **762** Incidents identified by officers on regular patrol.
- **623** Incidents being referred by councils (email, phone or fax)
- **7** Direct contact from the public
- **54** Special Operations

Incident summary report from 01/07/2014 to 31/01/2015**ALL COUNCILS**

Summary	Total
Under Investigation	237
Referred to Another Authority	28
Referred to Council for Clean Up	710
Referred to Council for Compliance Action	23
Closed	236
Waste Removed	198
PIN Issued	35

Summary of investigation

Illegal Dumping	1277
Land Filling	27
Litter	23
Uncovered Load	2
Vehicle	14
Other	45
Waste Compliance Check	38
No Waste	18

Found	
Illegal Waste	3
Facility	
Surveillance	20
Camera	
Install	

**Summary of
waste
amount**

Kg	94521.60
Tonnes	8192.00
Litres	200.00
M3	837.13
Unit	242.00

**Summary of
site type**

Back lane	18
Bushland	134
Drain	8
Highway	4
Road side	634
Water	1
Catchment	
Area	
Environmental	
Protection	
Zone	
Near	18
Charity/Waste	
Skip	
Waterway	1
Building site	4
Back of	15
buildings	
Private	159

Nature strip	315
Footpath	21
Reserve	45
Park	21
Road	69

**Summary of
primary
material type**

Commercial- Industrial	322
Construction- Demolition	238
Municipal/ Domestic	847
Other	27
NA	33

**Summary of
prevention
measure
type**

**Summary of
how
incidents are
received**

Aerial Surveillance	1
Council Referral	468
EPA Referral	16
Email	39
Fax	1
Telephone	114
Patrol	761
Special	54

NSW ICAC EXHIBIT

Operations	
Hotline	6
Number	
In Person	7
Total	1467
number	
received	

NOTICES

Clean up	14
Infringement	87
NTPI	91

The estimated value of waste removed (cost savings to council) by offenders or investigators for the financial year to date is: **\$18,847**

Offence summary report from 01/07/2014 to 31/01/2015**ALL COUNCILS**

Offence code	Description	Amount (\$)	Records No.
11856	Fail to comply with requirements relating to transporting waste	500.00	1
17899	Cause permit transport more than 1 cubic metre or 2 tonnes of unlawful waste facility	3000.00	2
17900	Cause permit transport more than 1 cubic metre or 2 tonnes to unlawful waste facility	5000.00	1
17905	Cause permit transport waste to unlawful waste facility	8250.00	11
17907	Owner cause permit transport waste to unlawful waste facility	1500.00	2
17909	Owner cause transport greater 1 cubic metre or 2 tonnes waste to unlawful waste facility	1500.00	1
17910	Owner cause transport greater 1	15000.00	3

	cubic metre or 2 tonnes waste to unlawful waste facility		
26934	Deposit litter from vehicle - Corporation	1000.00	2
30857	Not comply with requirement under chapter 7 - Individual	4500.00	6
36930	Deposit litter (small item)	80.00	1
36931	Deposit litter - Individual	2500.00	10
36934	Deposit litter from vehicle - Individual	2250.00	9
6753	Fail to comply with clean up notice	750.00	1
6771	Transport waste to place not lawful facility for that waste	750.00	1
6784	Fail to comply Chapter 7 requirement	1500.00	3
6798	Fail to comply with clean up notice	4500.00	3
6828	Fail to comply Chapter 7 requirement	1000.00	1
84123	Transport etc waste to unlawful waste facility - class 1 - Individual	10000.00	5
84125	Transport etc excess waste to unlawful facility -	12000.00	3

	class 1 - Individual		
84135	Owner transport etc waste to unlawful facility - class 1 - Individual	8000.00	4
9605	Littering generally (other litter excluding cigarette or from vehicle)	1600.00	8
9609	Deposit Litter from vehicle	1800.00	9
	Total	86980.00	87

FAIRFIELD CITY COUNCIL

**The Horsley Drive, Carramar
FINED: \$500 – uncovered load**



**Little Street, Fairfield
FINED: \$750**



**Redmayne Road, Horsley Park
FINED: \$8,000**



**Redmayne Road Horsley Park
Fine: \$250**



Waste removed by offender



**Chifley Street, Smithfield
FINED: \$2,000**



Offender removed waste



In the following cases the owner/offender was not able to be identified and Council removed the waste

Horsley Park



Horsley Park



Horsley Park



Horsley Park



Smithfield



Smithfield



HOLROYD CITY COUNCIL

Silverthorne Road, Pemulwuy



Investigator removed waste



Tennyson Road, Guildford



Investigator removed waste



Tennyson Road, Guildford



Investigator removed waste



**Banksia Place, Greystanes
Caution Issued:**



Offender removed waste



**Guildford Road, Guildford
Caution Issued:
(Larger amount dumped by persons unknown)**



Offender removed waste



**Queen Street, Guildford
Caution Issued:**



Offender removed waste



**Bruce Street, Merrylands
Caution Issued:**



Offender removed waste



Woodpark Road, Smithfield



Investigator removed waste



**Alderney Road, Merrylands
In front of charity bin – waste removed by charity**



Billabong Street, Pendle Hill – (surveillance camera)

\$250 PIN issued

Waste removed by charity



Denistoun Street, Guildford West

FINED: \$750

Owner removed waste



Billabong Street, Pendle Hill – surveillance camera

Charity removed waste

FINED: \$250



**Kiora Street, Yenorra
FINED: \$250**

Offender removed waste



**Billabong Street, Pendle Hill- surveillance camera
FINED: \$2,000**

Charity removed waste



In the following cases the owner/offender was not able to be identified and Council removed the waste

Greystanes



Guildford



Pemulwuy



Guildford



Guildford West – (asbestos)



Guildford West



LIVERPOOL CITY COUNCIL

Coongra Street, Busby
Caution issued:



Offender removed waste



Trevanna Street, Busby
Caution issued:



Offender removed waste



Morgan Street, Miller
Caution issued:



Offender removed waste



**Corriedale Street, Miller
Caution issued**



**Offender organised for
Council clean up**



**Alice Place, Cecil Hills
Caution issued:**



Offender removed waste



**Trevanna Street, Busby
Caution issued:**



Offender removed waste



In the following cases the owner/offender was not able to be identified and Council removed the waste

Kemps Creek



Casula



Kemps Creek



Cecil Hills



Middleton Grange



PARRAMATTA CITY COUNCIL

**Grand Avenue, North Camellia
Offender removed waste
(Surveillance Camera)
FINED: \$2,000**



Gordon Avenue, South Granville



Offender removed waste



George Street, Parramatta
Caution Issued:



Tenant removed waste



Clyde Street, Granville
Caution Issued:



Offender removed waste



Dixmude Street, South Granville
Caution Issued:



Offender removed waste



Wentworth Avenue, Toongabbie
Caution issued:



Offender removed waste



In the following cases the owner/offender was not able to be identified and Council removed the waste

Granville



Granville



Granville



Granville



South Granville



Toongabbie



PENRITH CITY COUNCIL

**Fairflight Road, Mulgoa
FINED: \$2,000**

Offender removed waste



**Kingswood Road, Orchard Hills
FINED: \$2,000**

Offender removed waste



**Deerubin Drive, Glenmore Park
FINED: \$2,000**

Offender removed waste



**Firetrail Road, Londonderry
Burnt out car – reported to police**



**Firetrail Road, Londonderry
Council to removed fibro**



Wilshire Road and Firetrail Road- bundles of brochures dumped in bush land. Company arranged collection items colour coded and traced to distributor - Penalty Notice pending



In the following cases the owner/offender was not able to be identified and Council removed the waste

Erskine Park



Londonderry



Agnes Banks



Agnes Banks



Werrington – Asbestos



Londonderry



THE HILLS SHIRE

**Warumbai Avenue, Baulkham Hills
FINED: \$2,750**



**Glenorie - Uncovered Load
FINED: \$500**



**Farnsworth Street, Kellyville
FINED: \$1,500
Waste removed by Council**



Golden Grove Avenue, Kellyville
FINED: \$250
Investigator removed waste



Warumbai Avenue, Baulkham Hills
NTPI Served



Old Northern Road, Baulkham Hills
FINED: \$2,000

Offender removed waste



In the following cases the owner/offender was not able to be identified and Council removed the waste


Carlingford



Box Hill



Box Hill



Leets Vale



Box Hill



Castle Hill



OPERATIONS

De-Brief – The Hills LGA Operation – 18th December 2014

BACKGROUND:

On Thursday 18th December 2014 five (5) Officers' from the Regional Illegal Dumping Squad conducted an operation in The Hills LGA.

This operation was titled follow 'Follow that Truck'.

The operation focused on the activities by Demolition and Earthworks transporters in relation to illegal land fill and focus given to the rural areas within the Council's in relation to unlawful illegal dumping.

CURRENT POSITION:

As a result of this operation a total of twenty three (23) heavy vehicles were followed with all vehicles being tracked out of area or to authorized sites to accept the material.

Location one (1) – 10 Cranstons Rd Middle Dural



Officers followed a truck to the aforementioned property. Both the driver and property owner were spoken to and it was revealed that consent had been sought from Council to bring in a small amount of clean fill.

Location two (2) – 1455 Old Northern Rd Glenorie – (Hornsby LGA)

Trucks were identified leaving a source site in Sylvan Street Galston and transported demolition waste to No 1455 Old Northern Rd Glenorie. Hornsby Council was contacted and responded to matter promptly.

Uncovered Load

One truck was observed with its load uncovered, an infringement of \$500 has been issued to the owner of the truck.



Illegal Dumping

Waste was identified at the following locations and reported to Council for collection.

Old Northern Rd Maroota



Cattai Ridge Rd Glenorie



Halcrows Rd Glenorie



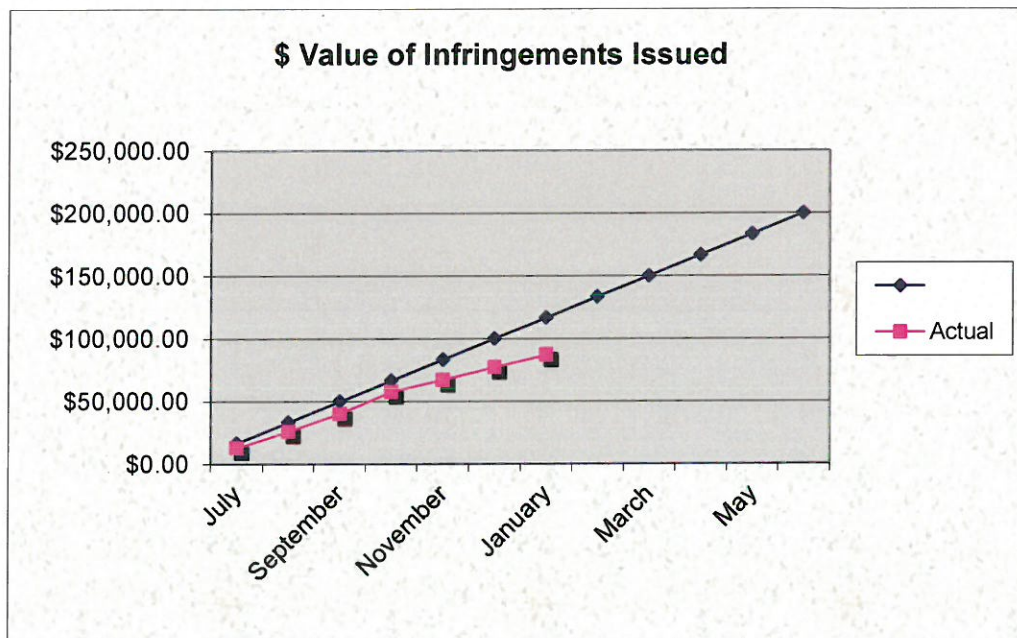
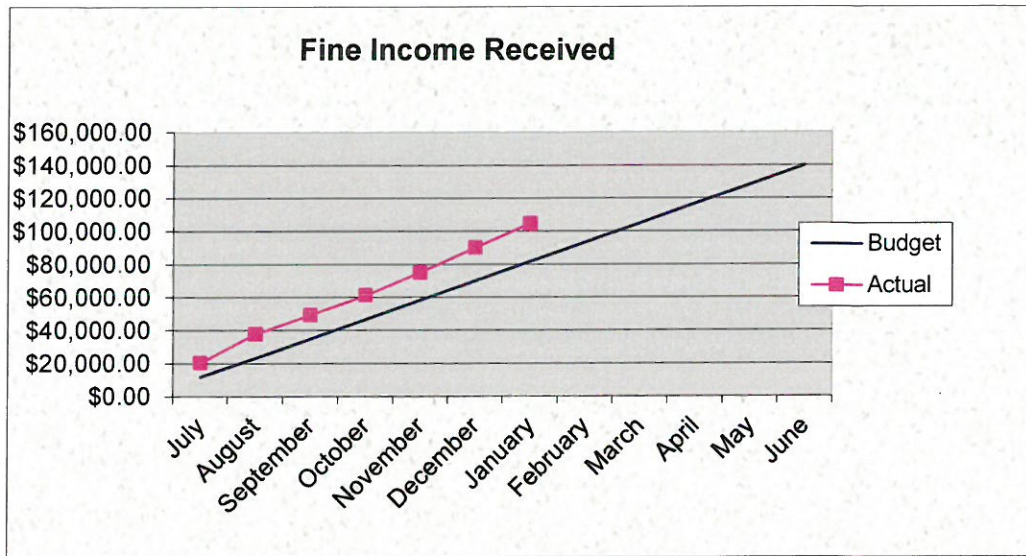
Old Northern Rd Maroota



COMMENT:

The day's operation from a WS RID point of view proved to be successful.

Andrew Boles
RID Squad Investigator



RID Squad Board Report – February 2015
EXPENDITURE

Description	Original Budget	Revised Budget	Actual This Period	YTD Actual	Remaining Budget
<u>Salaries</u>	718,800	714,457	46,309	410,672	303,785
<u>Vehicles</u>	33,078	55,422	8,841	30,451	24,971
<u>Mobile Phones</u>	4,000	4,000	271	1,838	2,162
 <u>2 Way Radio Expenses</u>	 7,000	 7,000	 -	 -	 7,000
 <u>Printing</u>	 300	 300	 -	 146	 154
 <u>Printing Lease</u>	 5,000	 5,000	 -	 -	 5,000
<u>Training Courses</u>	7,000	7,000	2,364	10,582	(3,582)
<u>Office Expenses</u>	8,000	8,000	148	2,761	5,239
 <u>Uniforms / Protective Equipment</u>	 9,800	 9,800	 -	 2,612	 7,188
<u>Infringement Processing - Service Fee</u>	10,080	10,080	288	2,267	7,813
<u>Vehicle Running Expenses</u>	67,956	67,956	3,184	36,219	31,737
<u>Miscellaneous Expenses</u>	28,320	36,320	1,918	7,700	28,620
 <u>Management Costs</u>	 -	 -	 2,144	 7,384	 (7,384)
 <u>Supervision</u>	 -	 -	 2,907	 10,013	 (10,013)
 <u>Rent - Office Accomodation</u>	 -	 -	 1,910	 6,578	 (6,578)
 <u>Support - Finance</u>	 -	 -	 2,992	 10,304	 (10,304)
 <u>Support - Workforce</u>	 -	 -	 1,412	 4,865	 (4,865)
<u>Other (Inc Helicopter surveillance)</u>	84,556	65,660	2,091	4,222	61,438
Total Expenditure	983,890	990,995	76,777	548,613	442,382

INCOME

<u>Employee Lease Fees</u>	24,486	24,486	2,590	14,494	9,992
<u>Council & DECC Contribution</u>	815,010	815,010	-	756,580	58,430
<u>SEINS</u>	140,000	140,000	19,637	104,428	35,572
<u>Interest</u>	11,500	11,500	2,208	17,871	(6,371)
Total Income	990,996	990,996	24,435	893,372	97,624
Operating Surplus / (Deficit)	7,106	1	(52,342)	344,759	(344,758)
Special Projects Operational					
Equipment Purchases	-	-	-	-	
Education & Prevention Campaign	-	-	-	-	
Building Site Posters	-	-	-	-	
Temporary Staffing	-	-	-	-	
Branding	-	-	-	-	
	-	-	-	-	-
Overall Operating Surplus / (Deficit)	7,106	1	(52,342)	344,759	(344,758)
Capital Purchases (SE083)	-	-	-	-	
RID Squad Surplus					
Opening Surplus	377,219	377,219		377,219	
Surplus / (Deficit) from current Operations	7,106	1		344,759	
Surplus / (Deficit) from Special Projects	-	-		-	
Capital Project Funding - SE083	-	-		-	